




Financial planning at your fingertips

Quickly access your MoneyGuidePro financial plan by adding a web app icon to the home screen of your mobile devices. Your mobile web app will allow you to log in to your Client Portal.


For iPhone users

Click on the URL provided by your advisor which will open up the Client Portal Log In on your web browser. This URL is unique to your advisor.



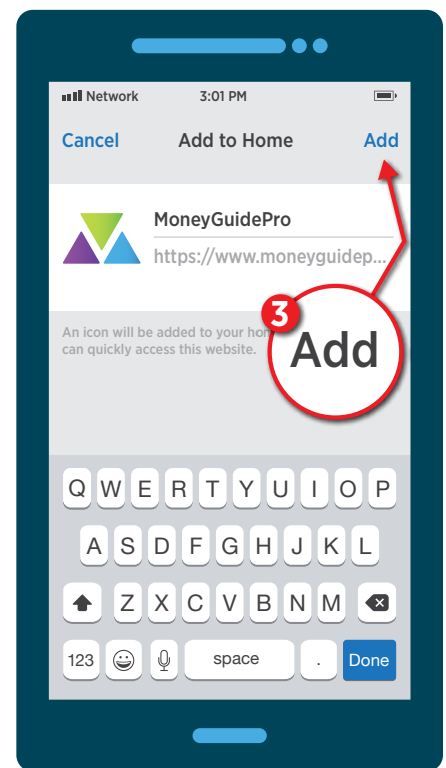
Step 1

Click on or Enter the advisor-provided URL into your Safari web browser and tap the share icon.



Step 2

This will open up various options; scroll on the bottom row until you find Add to Home Screen.




Step 3

Either keep the name of the icon as it appears or rename it. Click Add and it will appear on your home screen. Hold and drag it to your desired position.

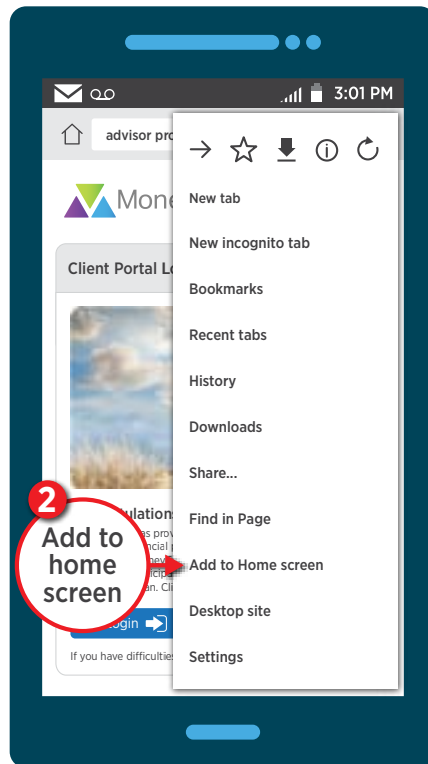
For Android Users

Click on the URL provided by your advisor which will open up the Client Portal Log In on your web browser. This URL is unique to your advisor.




Step 1

Click on or enter the advisor-provided URL into your web browser.



Step 2

Tap on the three dots on the top right hand corner. From the drop down, select Add to Home Screen.



Step 3

Either keep the name of the icon as it appears or rename it. Click Add and it will appear on your home screen. Hold and drag it to your desired position.

**The process for adding an icon to your home screen may vary depending on the web browser you use.*

Adding the MoneyGuidePro® Client Portal web app to your mobile device will allow you to quickly access your financial plan and interactive tools. Try out different scenarios in the Play Zone® or update plan-related information.

Best of all, put your mind at ease by quickly checking on your Probability of Success and staying focused on reaching your goals.

Talk to your financial advisor for more information.